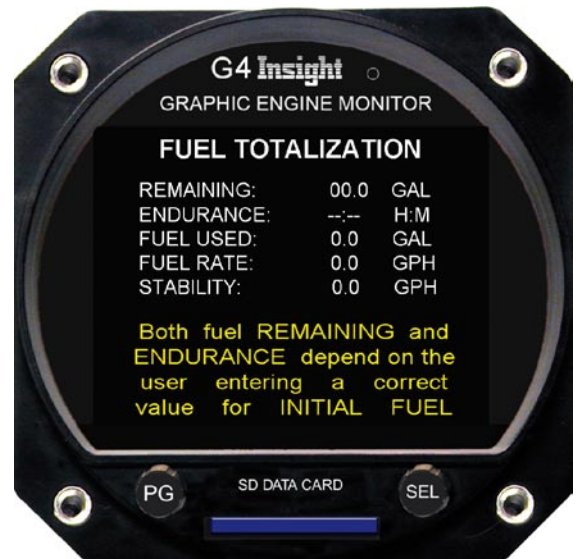
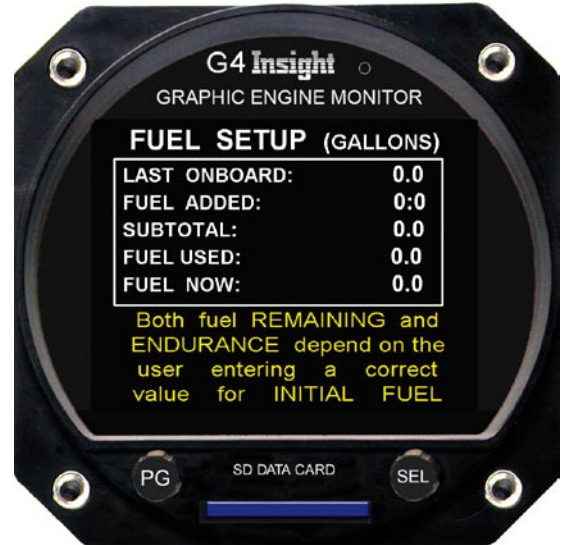


# Single Engine Main Fuel Tank Setup

**Setting Fuel Page  
MISC CONFIGURATION  
In Dealer Mode  
To Show  
FUEL SETUP  
And  
FUEL TOTALIZATION  
For Single Fuel Tank**



Hold PG knob in on bootup until first screen.  
Let go and turn PG knob to MISC CONFIGURATION screen.

## Set total fuel onboard before take-off.

Your G2-3-4 was preset at factory with your usable total fuel.

To reach **FUEL TOTALIZATION** screen from the main screen.

Turn the PG knob counterclockwise one click.

Push PG knob to go back and forth between the **FUEL SETUP** and **FUEL TOTALIZATION** screens.

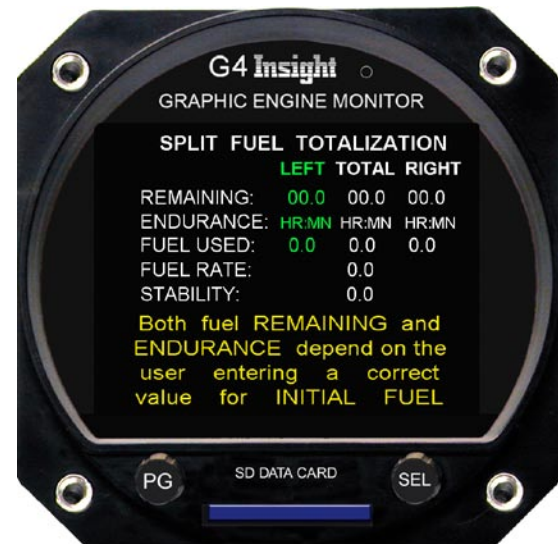
On **FUEL SETUP** screen setting fuel gallons the lines FUEL ADDED, SUBTOTAL and FUEL NOW color will be yellow.

Turn SEL knob to set gallons (Clockwise or Counterclockwise one click for total preset total fuel for your aircraft)

At anytime push PG knob to go back and forth between the **FUEL SETUP** and **FUEL TOTALIZATION** screens.

# Single Engine Split Fuel Tanks Setup

## Setting Fuel Page MISC CONFIGURATION In Dealer Mode To Show SPLIT FUEL SETUP And SPLIT FUEL TOTALIZATION



Hold PG knob in on bootup until first screen.  
Let go and turn PG knob to MISC CONFIGURATION screen.

## Set total fuel onboard before take-off.

Your G2-3-4 was preset at factory with your usable total fuel.

To reach **FUEL TOTALIZATION** screen from the main screen.

Turn the PG knob counterclockwise one click.

Push PG knob to go back and forth between the **FUEL SETUP** and **FUEL TOTALIZATION** screens.

On **FUEL SETUP** screen setting fuel gallons the lines FUEL ADDED, SUBTOTAL and FUEL NOW color will be yellow.

Turn SEL knob to set gallons (Clockwise or Counterclockwise one click for total preset total fuel for your aircraft)

At anytime push PG knob to go back and forth between the **FUEL SETUP** and **FUEL TOTALIZATION** screens.